


MS6 Sensor

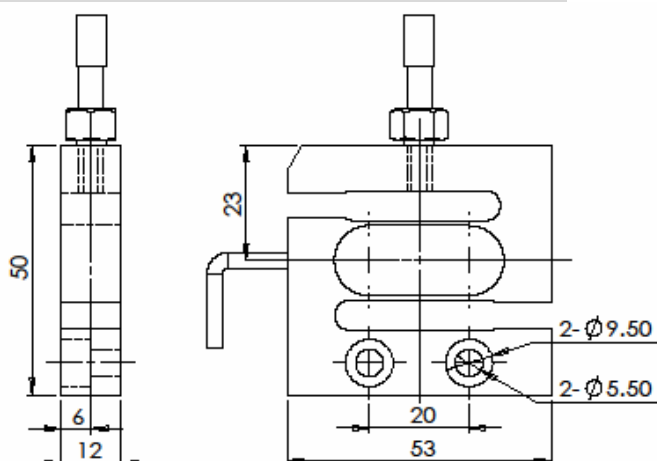
S-Type Sensor



DESCRIPTION

S-Type Load Cell, Senior Alloy Steel,
Easy to install, Stable and reliable.

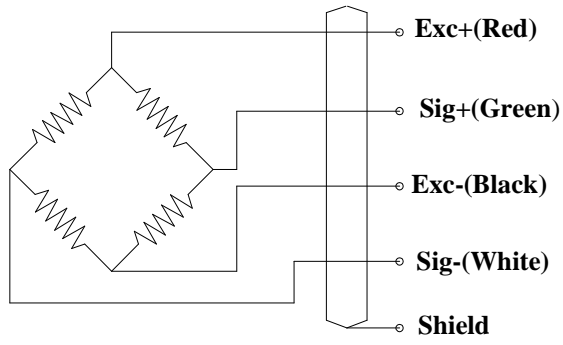
OUTLINE DIMENSIONS in millimeters 外形尺寸 (mm)



SPECIFICATIONS

Capacity	kg	5,7.5,10,20,30,50,100
Rated output	mv/v	2.0±5%
Non-linearity	%F.S	0.05
Hysteresis	%F.S	0.05
Creep in 30 minutes	%F.S	0.05
Zero balance	%F.S	±3
Input resistance	Ω	410±5
Output resistance	Ω	350±3
Insulation resistance	MΩ	≥5000
Excitation voltage	V	10V (maximum 15V) AC/DC
Environmental protection		IP67
Safe overload	%F.S	150
Ultimate overload	%F.S	300
Operating temperature range	℃	-10~+40
Material		Alloy steel
Cable Length	cm	17

Wiring Schematic Diagram



INTERCHANGEABLE PRODUCTS

- TRANSCELL Model BAC